

# Grants Determination (Cabinet) Sub-Committee

**Wednesday, 26 June 2024 at 5.30 p.m.  
Council Chamber - Town Hall, Whitechapel**

## Supplemental Agenda

**6 .4 Local Community Fund Annual Report October 2022-October 2023 (Pages 3 - 10)**

**Contact for further enquiries:**

Thomas French - Committee Services Officer,

Thomas.French@towerhamlets.gov.uk

020 7364 3048

Town Hall, 160 Whitechapel Road, London, E1 1BJ

<http://www.towerhamlets.gov.uk/committee>



This page is intentionally left blank

## Appendix 1

### Local Community Fund Programme October 2022-October 2023 Profile Of Beneficiaries

#### 1. Protected Characteristics

- 68.9% of the beneficiaries (20,772 people) were from Black, Asian & Multi-ethnic communities. Bangladeshi was the ethnic group with the highest percentage of beneficiaries, with 36.5% (11,000 people), followed by White British, with 21.9% (6,610 people).<sup>1</sup>
- 59.8% of beneficiaries were women (15,699 people) and 39.7% were men (10,423 people)
- The projects supported 18,477 individuals who reported they had a disability. This included:
  - ❖ 7,309 beneficiaries reporting having a long-standing illness or health condition
  - ❖ 5,023 beneficiaries reporting having a mental health condition
  - ❖ 3,101 beneficiaries reporting having a physical impairment
  - ❖ 1,105 beneficiaries reporting having a learning disability
  - ❖ 759 beneficiaries reporting having a sensory impairment
- 9.2% of beneficiaries were 65+ (2,860 people)
- The percentage of beneficiaries from LGBT groups was 3.6%.

#### 2. Council Ward of Residence

(a) The ward of beneficiaries with the highest percentage of programme beneficiaries were:

- |                 |      |
|-----------------|------|
| • Bethnal Green | 8.6% |
| • Whitechapel   | 7.7% |
| • Poplar        | 7.5% |
| • Mile End      | 7.4% |
| • Lansbury      | 6.0% |

(b) The wards with the lowest percentage of programme beneficiaries were:

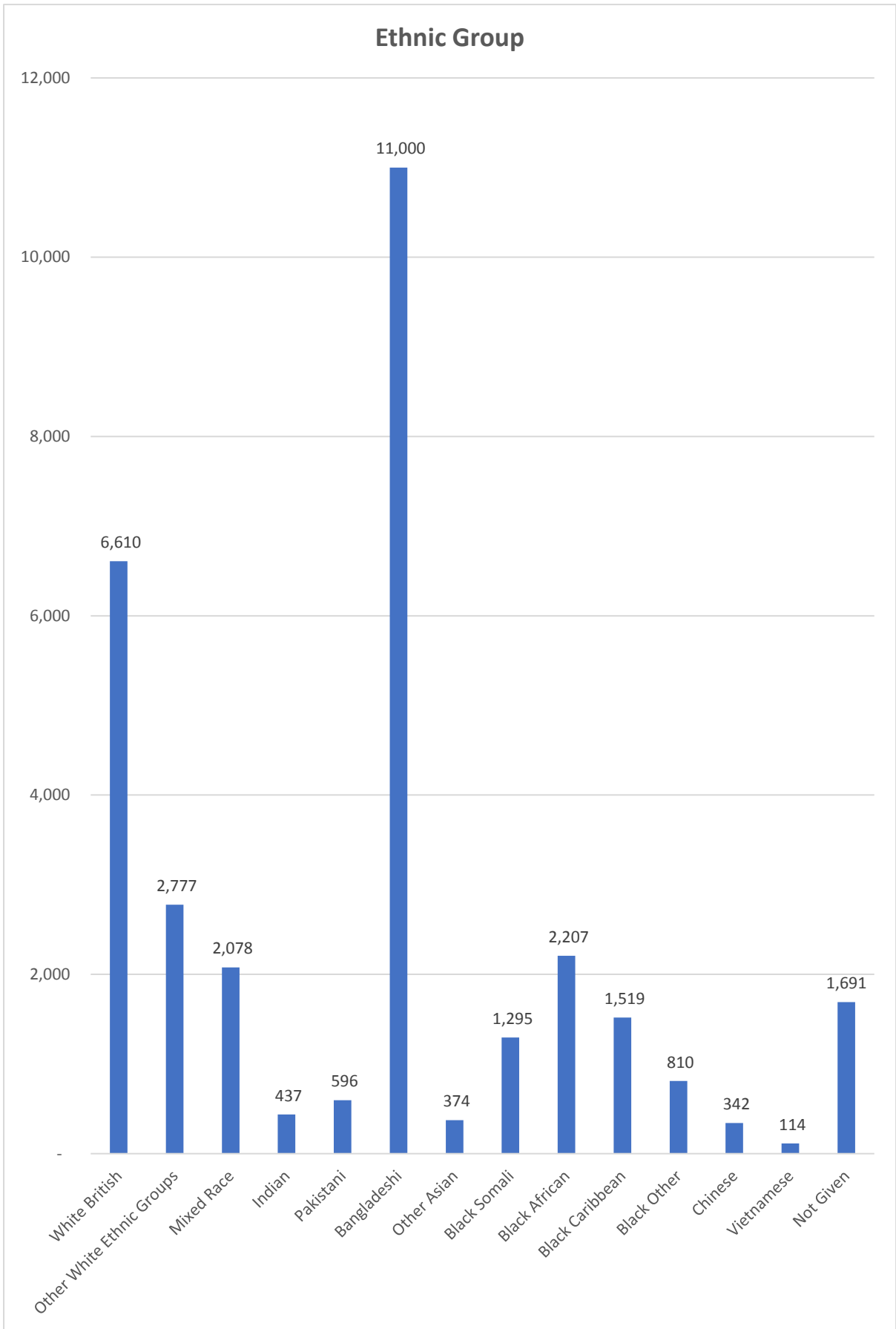
- |                            |      |
|----------------------------|------|
| • St Katherine's & Wapping | 2.0% |
| • Limehouse                | 2.9% |
| • Canary Wharf             | 3.3% |
| • Weavers                  | 3.6% |
| • Blackwall & Cubitt Town  | 3.7% |

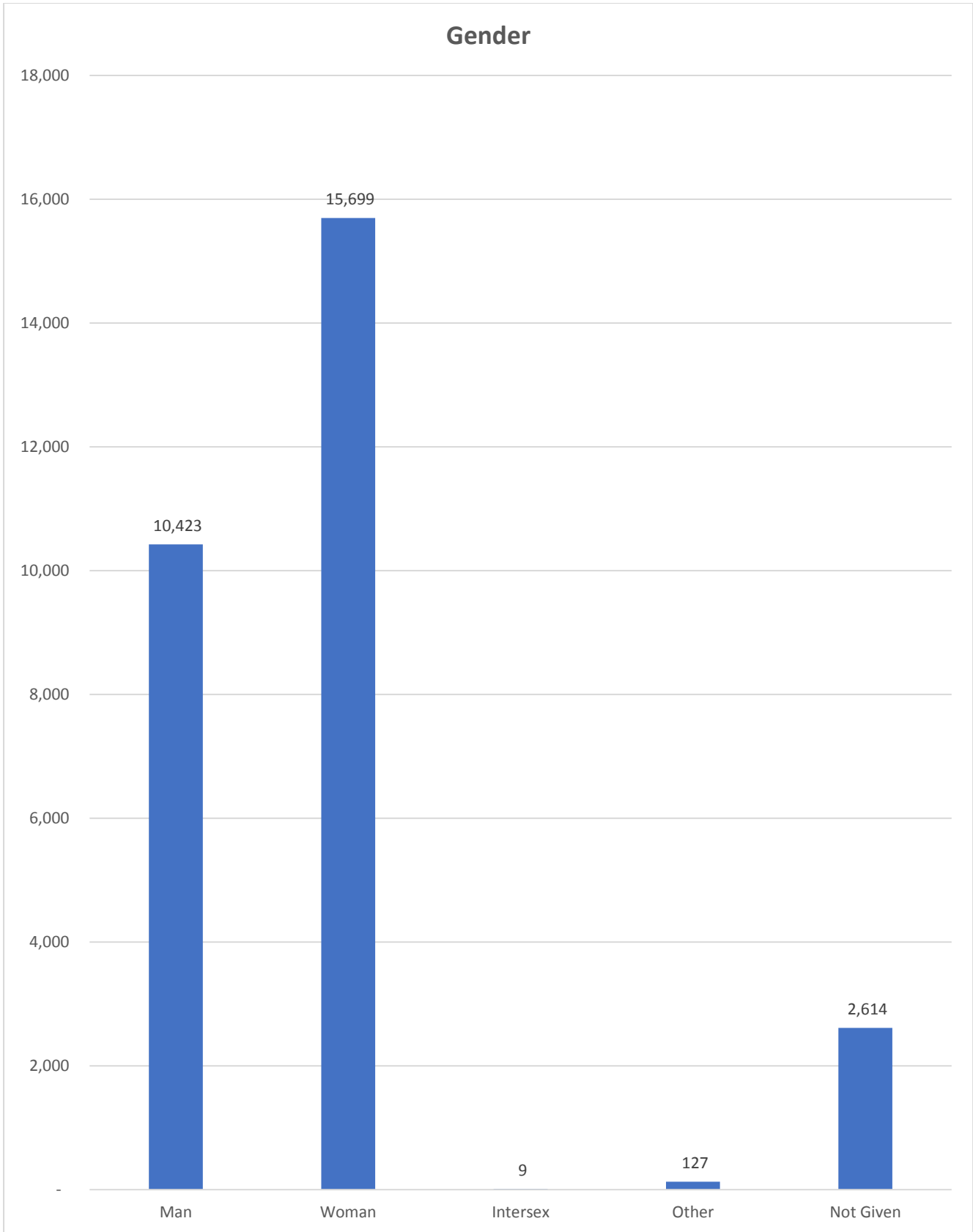
3. The graphs on pages 3 to 7 shows the breakdown of Local Community Fund programme beneficiaries in October 2022-October 2023 by:

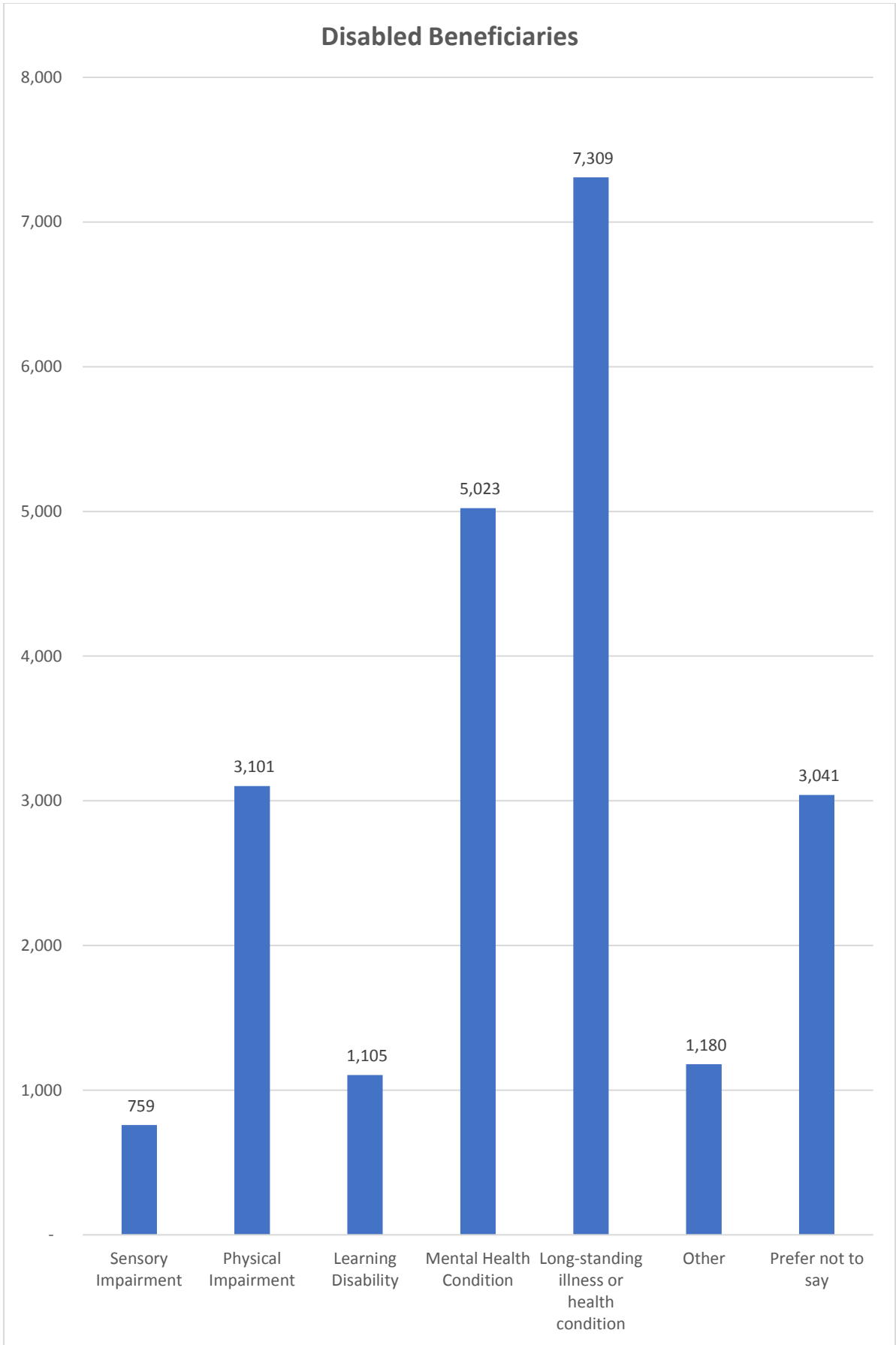
---

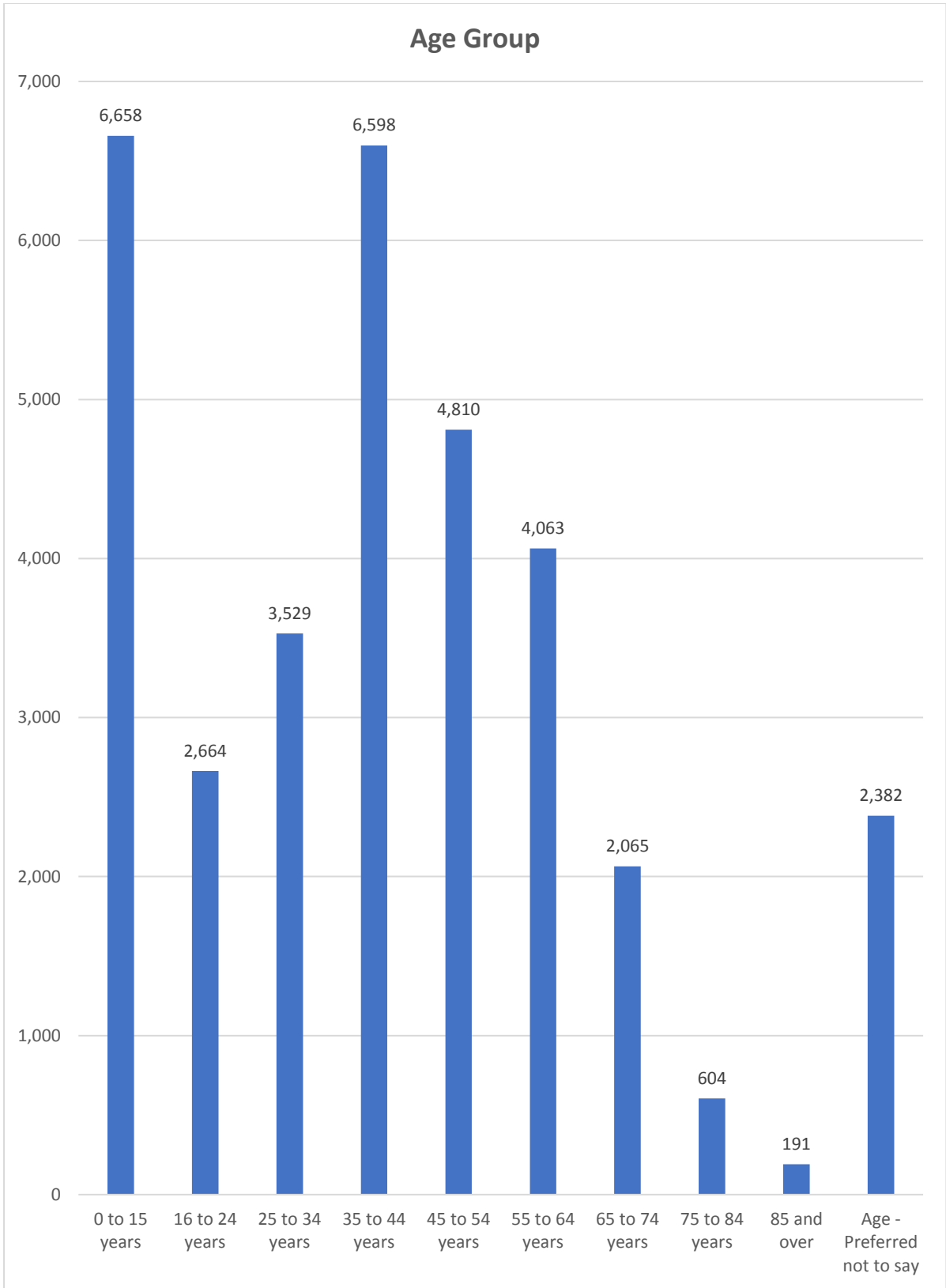
<sup>1</sup> All calculation of percentages excludes beneficiaries who preferred not to provide a response to a question on their protected characteristic. Overall total of project beneficiaries by protected characteristic groups – e.g. ethnicity, gender, age group - can differ.

- Ethnicity
- Gender
- Disability
- Age
- Council ward of residence.











### Postal Code Area of Residence

